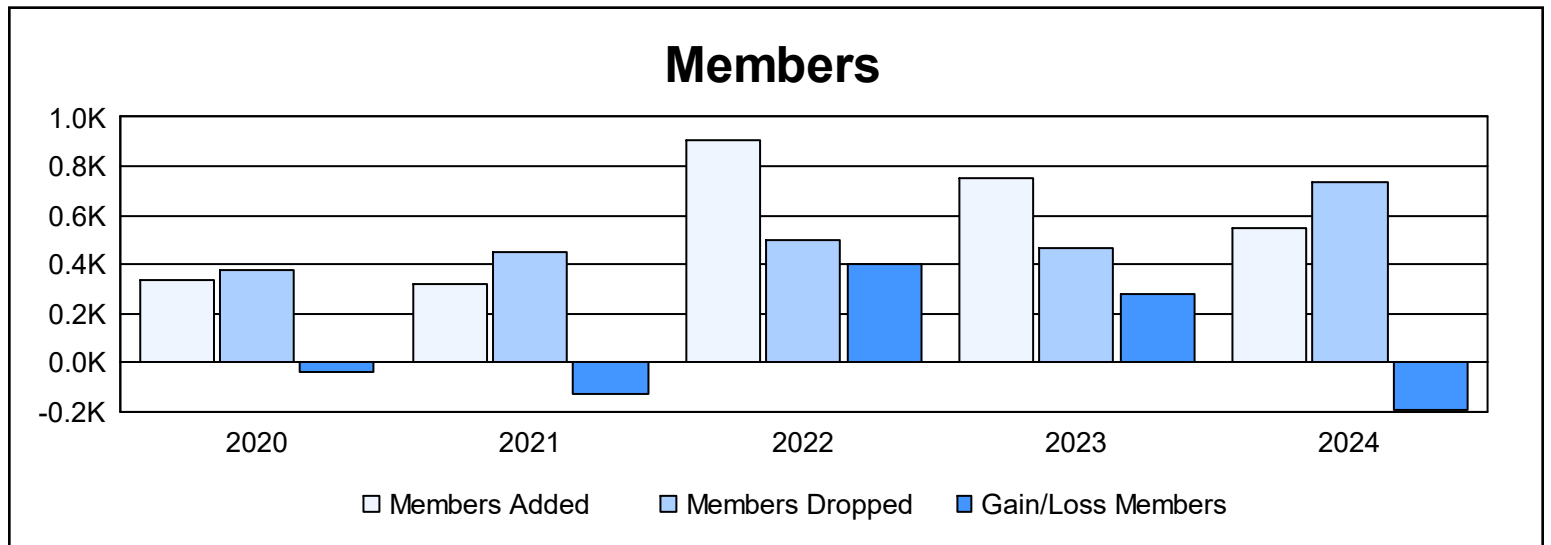
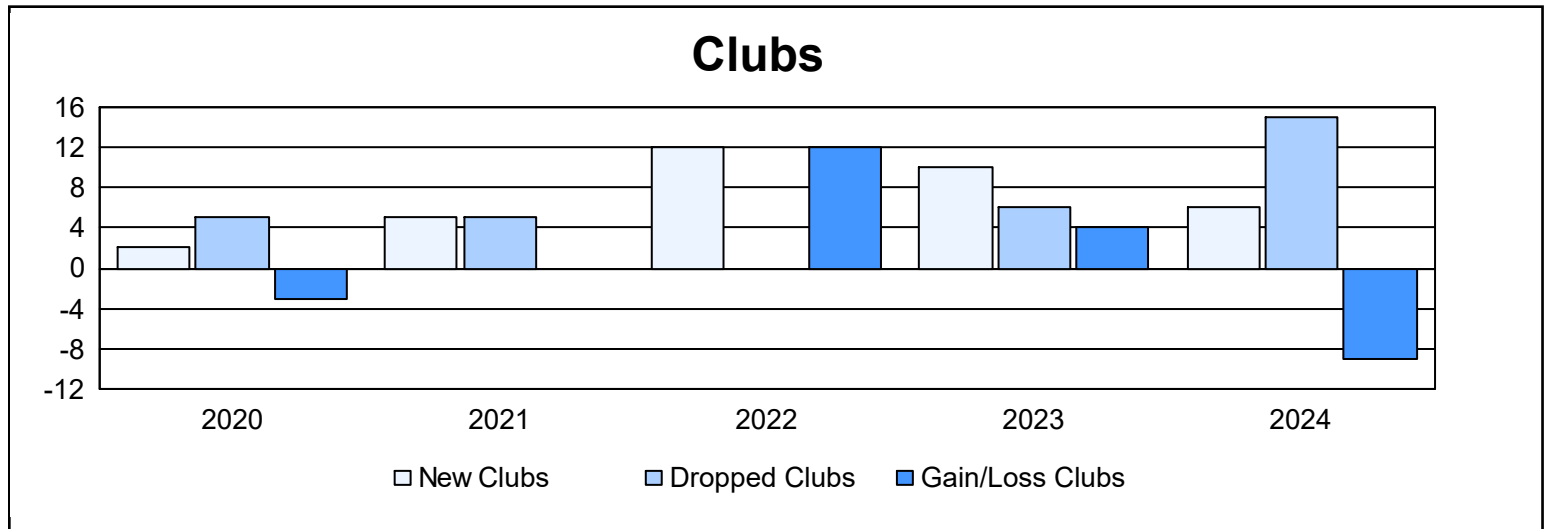
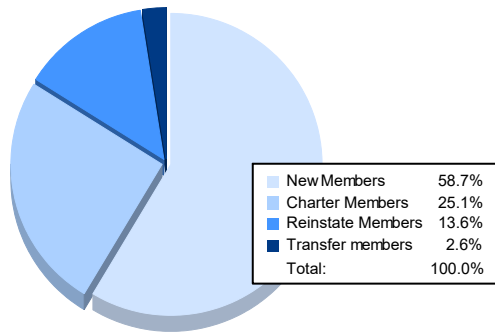


| Year | New Clubs | Dropped Clubs | Gain/ Loss Clubs | New Members | Charter Members | Reinstate Members | Transfer Members | Total Member Added | Total Members Dropped | Gain/ Loss Members |
|----------------|-----------|---------------|------------------|-------------|-----------------|-------------------|------------------|--------------------|-----------------------|--------------------|
| 2019-2020 | 2 | 5 | -3 | 197 | 79 | 56 | 1 | 333 | 375 | -42 |
| 2020-2021 | 5 | 5 | 0 | 148 | 138 | 14 | 23 | 323 | 453 | -130 |
| 2021-2022 | 12 | 0 | 12 | 526 | 346 | 23 | 7 | 902 | 497 | 405 |
| 2022-2023 | 10 | 6 | 4 | 370 | 310 | 52 | 18 | 750 | 467 | 283 |
| 2023-2024 | 6 | 15 | -9 | 320 | 137 | 74 | 14 | 545 | 737 | -192 |
| Average | 7 | 6 | 1 | 312 | 202 | 44 | 13 | 571 | 506 | 65 |



Membership Composition June 2024 Cumulative



Gender Composition June 2024 Cumulative

